

JQX-68F

MINIATURE HIGH POWER RELAY



File No.:16264



File No.:E133481



File No.:129371



File No.:CH0039116-99



Features

- Low height 12.3 mm
- 8A switching capabilities
- 5KV dielectric coil to contacts
- Creepage distance 8mm
- Sealed & unsealed type available

CONTACT DATA

Contact Arrangement	1A, 1C
Initial Contact Resistance Max.	100mΩ (at 1A 6VDC)
Contact Material	Gold plated / Silver Alloy
Contact Rating (Res. Load)	8A 250VAC 8A 30VDC
Max. switching voltage	440VAC 125VDC
Max. switching current	10A
Max. switching power	2000VA, 240W, 0.5HP 250VAC
UL/CUR rating	8A 250VAC 8A 30VAC
VDE rating	8A 250VAC
Mechanical life	1 x 10 ⁷ OPS
Electrical life	1 x 10 ⁵ OPS

COIL

Coil power	0.22W to 0.29W(48 to 60V)
------------	---------------------------

COIL DATA

Nominal Voltage VDC	Pick-up Voltage VDC	Drop-out Voltage VDC	Max. allowable Voltage VDC(at 20°C)	Coil Resistanc
5	3.75	0.50	11.8	113 ± 10%
6	4.50	0.60	14.1	164 ± 10%
12	9.00	1.20	28.2	620 ± 10%
18	13.50	1.80	42.3	1295 ± 10%
24	18.00	2.40	56.4	2350 ± 10%
48	36.00	4.80	112.8	9600 ± 15%
60	45.00	6.00	141.0	12500 ± 15%

CHARACTERISTICS

Initial Insulation Resistance	1000MΩ 500VAC	
Dielectric Strength	Between coil and Contacts	5000VAC 1min.
	Between open contacts	1000VAC 1min.
Operate time (at nomi. Volt.)	7ms	
Release time (at nomi. Volt.)	3ms	
Temperature rise (at nomi. Volt.)	55°C	
Humidity	35% to 85%	
Ambient temperature	-40°C to +70°C	
Shock Resistance	Functional	100 m/s ²
	Destructive	1000 m/s ²
Vibration Resistance	10 to 500Hz 20g/5g	
Termination	PCB	
Unit weight	8.2g	
Construction	Sealed & Unsealed	



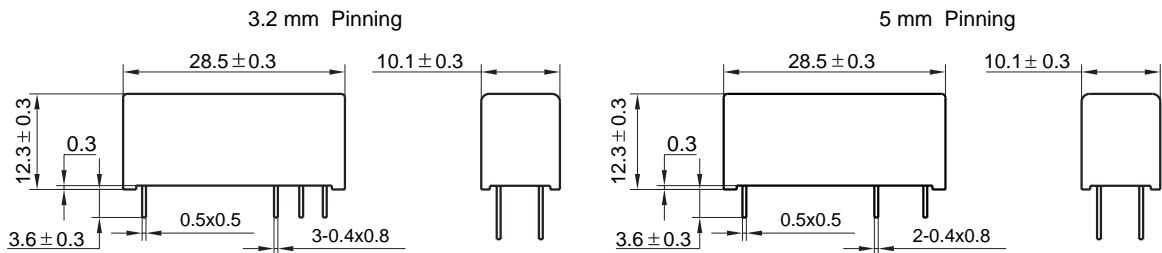
HONGFA RELAY
ISO9001/QS9000/ISO14000 CERTIFIED

ORDERING INFORMATION

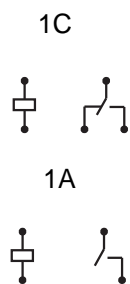
Type	JQX-68F / 012 1H S G F
Coil voltage	5, 6, 12, 18, 24, 48, 60VDC
Contact arrangement	1H:1A(SPST-NO) 1Z:1C(SPDT)
Structure	Nil: Unsealed S: Sealed
Contact Material	Nil: AgCdO12 T: AgSnO2 G: Gold plated
Insulation Standard	Nil: Class B, 130 °C F: Class F, 155°C

OUTLINE DIMENSIONS, WIRING DIAGRAM AND PC BOARD LAYOUT

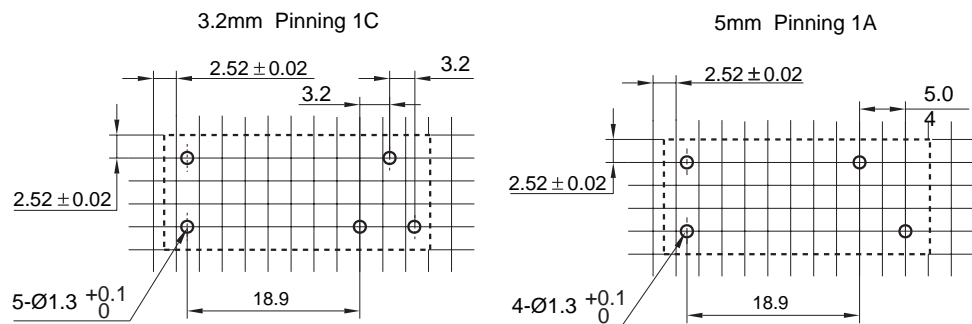
Outline Dimensions



Wiring Diagram



PCB layout



CHARACTERISTICS CURVE

